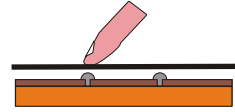




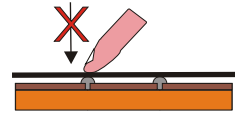
OPEN STRING HARMONICS



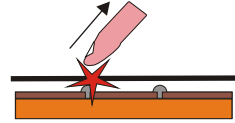
TOUCH THE STRING LIGHTLY DIRECTLY ABOVE THE FRET WITH A LEFT-HAND FINGER



DO NOT PRESS DOWN - YOU ARE NOT FRETTING IT



AS SOON AS THE STRING IS PLUCKED WITH YOUR RIGHT HAND, LIFT YOUR LEFT-HAND FINGER OFF THE STRING



**4th FRET
HARMONIC IS 2 OCTAVES
AND A MAJOR THIRD
ABOVE THE OPEN STRING**

G# C# F# B D# G#

E A D G B E

**7th FRET
HARMONIC IS 1 OCTAVE
AND A MAJOR FIFTH
ABOVE THE OPEN STRING**

B E A D F# B

**5th FRET
HARMONIC IS 2 OCTAVES
ABOVE THE OPEN STRING**

**12th FRET
HARMONIC IS 1 OCTAVE
ABOVE THE OPEN STRING**

E A D G B E

**9th FRET
HARMONIC IS 2 OCTAVES
AND A MAJOR THIRD
ABOVE THE OPEN STRING**